







Overview of activities and work material in RWTHmoodle






With the tools in RWTHmoodle, almost all didactic scenarios of digitally supported teaching can be mapped. However, the variety of available activities and working materials often makes it difficult for lecturers to identify exactly those tools that are suitable for meaningfully supporting the specific didactic and methodological requirements of their courses.






Before searching for an activity, it is always necessary to consider which application scenario is given. The following **overview** is intended to help you **select the tool that is right for you**. Since **each tool** offers both **advantages and disadvantages** in its use, we have categorized the activities and work materials according to the following criteria:






- **Complexity** - How much effort does it take to familiarize yourself with the tool and set it up yourself? (low  medium  complex )?
- **Information** - Should the tool be used to share information with students?
- **Collaboration** - Should the tool be used for collaboration and joint content creation?
- **Communication** - Should the tool be used to activate interaction between lecturers and students?
- **Evaluation** - Is the tool to be used to assess the level of knowledge of the students?






The **categorization** of the criteria information, collaboration, communication and evaluation is based on **three levels**:






-  Criterion is **extensively fulfilled** by tool
-  Criterion is **partially fulfilled** by tool (depending on usage scenario and configuration)
-  Criterion is rather **not fulfilled** by tool







Tool	Description	Complexity	Information	Collaboration	Communication	Evaluation
 <u>Anonymous Forum</u>	Forum with the possibility of creating anonymous posts	★	✓	✓	✓	✗
 Attendance	Recording of students' attendance and absences from lectures	★	!	✗	✗	!
 <u>Assignment</u>	Submission of work assignments (files, free text) for individual assessment; group submissions possible	★	✗	✗	✗	✓
 <u>Board</u>	Digital whiteboard where lecturers and students can add contributions together and anonymously.	★	✓	✓	✓	✗
 <u>Book</u>	Presentation of multi-page learning content in a book-like format.	★	✓	✗	✗	✗

	<p><u>Card Box</u></p>	<p>Students and lecturers create virtual flashcards (e.g. technical terms or vocabulary). These are then practiced by the students.</p>	★	✗	✓	✗	✗
	<p><u>Checklist</u></p>	<p>Students can see which and how many activities they have already completed by means of a list and a bar</p>	★	!	✗	✗	!
	<p><u>Choice</u></p>	<p>Obtain student opinion on a particular topic</p>	★	✗	✗	✓	✗
	<p><u>Database</u></p>	<p>Collection, provision, categorization and description of files, images, content</p>	★	✓	✓	✗	!
	<p><u>Etherpad Lite</u></p>	<p>Web-based text editor that allows multiple people to simultaneously create a text document in real time</p>	★	✓	✓	✓	✗

	<u>Fair Allocation</u>	Assignment of groups, appointment slots, presentation topics or similar by the students with indication of preference	★	!	✗	✗	✗
	<u>Feedback</u>	Conducting and analyzing surveys/evaluations	★	!	✗	!	✗
	<u>File</u>	Provision of learning materials (e.g. text documents, presentations)	★	✓	✗	✗	✗
	<u>Folder</u>	Store and manage multiple files in folders and subfolders	★	✓	✗	✗	✗
	<u>Forum</u>	Asynchronous exchange and discussion in different types of forums	★	✓	✓	✓	!

	<u>Glossary</u>	Providing definitions, creating and collecting terms, FAQs ...	★	✓	!	✓	✓
	<u>Group tool</u>	Creation of groups and ability for students to sign in and out of groups or their waiting lists	★	!	!	✗	✗
	<u>Interactive Content (H5P)</u>	Tool for creating interactive learning materials, including adding interactive elements (e.g., questions) to existing instructional videos.	★	✓	✗	✗	✓
	Text and media area	Create and edit a text area (incl. images, audio, video) with the Moodle editor directly on the course main page	★	✓	✗	✗	✗
	Level Up! (Pilotbetrieb)	Earn experience points by working on various activities	★	✗	✗	!	!

	<u>Organizer</u>	Appointment calendar and allocation for the planning of consultation hours	★	✓	✗	!	!
	<u>Page</u>	Create and edit a text page (incl. images, audio, video) using the Moodle editor in the course room	★	✓	✗	✗	✗
	<u>PDF-Annotation</u>	Students can collaboratively markup and annotate on a PDF document	★	✓	✓	!	✗
	<u>Quiz</u>	Creation of a knowledge test (different question types) with automatic evaluation	★	✗	✗	✗	✓
	<u>Scheduler</u>	Appointment calendar and allocation for the planning of consultation hours (multiple registrations possible)	★	✓	✗	!	✗

	<u>StudentQuiz</u>	Students and lecturers jointly create a pool of questions	★	✗	✓	✗	✗
	<u>Student folder</u>	Share documents uploaded by students and make them visible to all students in the course	★	✓	!	✗	✗
	<u>URL</u>	Inserting a link to an external web page or documents	★	✓	✗	✗	✗
	<u>Virtual Programming Labs</u>	Students process programming tasks and can independently check the programs created for correctness.	★	✗	✗	✗	✓
	<u>Wiki</u>	Collaborative creation of texts, content, concepts with version comparisons	★	✓	✓	!	✓
	<u>Workshop</u>	Designing a task with self-assessment and/or peer feedback.	★	✗	✓	✗	✓

